

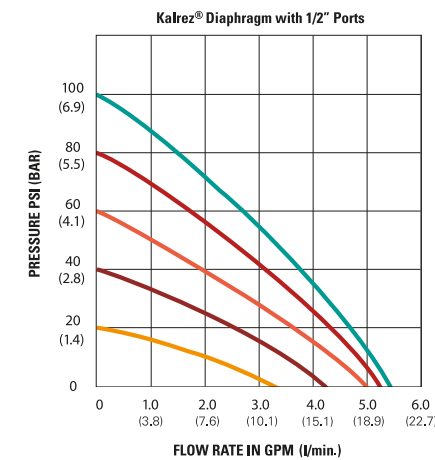
Applications

- Chemical Transfer and Dispensing
- Solvent Applications
- Parts Washers
- Ink Transfer
- Car Wash Systems

Special Features

- Capable of Air inlet pressures up to 100 psi (6.9 bar)
- Robust Design with durable integral mounting
- Patented Shuttle Valve, eliminates stalling when used with dry air
- Capable of passing solids up to 1/8" (3.2mm) diameter easily with large clog-free Check Valves
- Corrosion Resistant materials capable of handling a wide range of chemicals
- Leak Resistant made from Viton® Extreme™ O-Ring Seals
- Ease of Installation with all plug-in ports. John Guest®, hose barb, NPT and elbow configurations available
- Low Air Consumption compared with other pumps in its class

Pump Performance



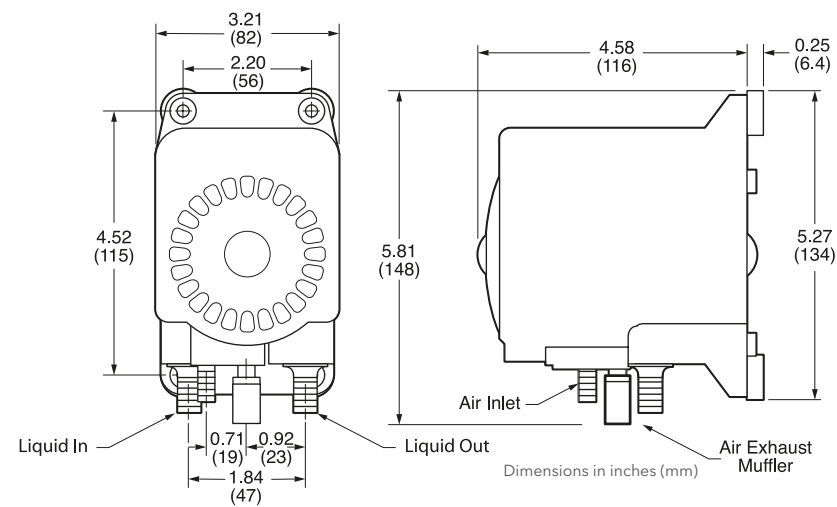
Installation Recommendations

- Liquid inlet port must be equal to or larger than the liquid outlet port
- Rubber grommets are provided for secure snug fit on mounting - all four mounting holes should be used

Specifications

Pump Design	Double Diaphragm
Flow Rate	Up to 5 GPM (18.9 LPM)
Air Inlet Pressure	20 to 100 psi (1.4 to 6.9 bar)
Liquid Temperature	120°F (48.9°C) Nominal
Self Priming	Up to 15ft (4.5m)
Ports	Air Inlet 1/4" (6.3mm) Liquid Inlet/Outlet 3/8" (10-13mm) or 1/2" (12.7mm) For a complete port fittings list please refer to form # F100-112
Wetted Parts:	
Body and Check Valves	Polypropylene
Diaphragms	Kalrez®
Check Valve Seals	Viton® Extreme™
Springs	Hasteloy®
Net Weight	1.2lbs (0.54kg)

Dimensional Drawing



Kalrez® and Viton® Extreme are trademarks or registered trademarks of DuPont Performance Elastomers.

xylem
Let's Solve Water

Warranty: All products of the company are sold and all services of the company are offered subject to the company's warranty and terms and conditions of sale, copies of which will be furnished upon request. The information provided herein is for guidance only, it does not constitute a guarantee of the performance or specification of any individual product or component.

www.xylemflowcontrol.com

USA
Xylem Inc.
17942 Cowan
Irvine, CA 92614
Tel (949) 608-3900
Fax (949) 609-3887

UK
Xylem Inc.
Bingley Road, Hoddesdon
Hertfordshire EN11 0BU
Tel +44 (0) 1992 450145
Fax +44 (0) 1992 467132

GERMANY
Xylem Inc.
Oststrasse 28
22844 Norderstedt
Tel +49-40-53 53 73-0
Fax +49-40-53 53 73-18


CHINA
Xylem Inc.
30/F, Tower A Hongqiao City Center of Shanghai
100 Zunyi Road, Shanghai 200051, China
Tel +(86) 21 2208 2888
Fax +(86) 21 2208 2999

ITALY
Xylem Inc.
Via Tommaseo, 6
20059 Vimercate, Milano
Tel +39 039 685 2323
Fax +39 039 666 307



G57C Series

KALREZ® AIR OPERATED DIAPHRAGM PUMP



FLOJET
a xylem brand

Air operated double diaphragm pump

Designed for ultimate performance and reliability.

Flojet has accomplished the ultimate in small air operated double diaphragm industrial pumps. The Model G57C is designed to be the ultimate in performance and reliability. Our robust design combines innovative features and relentless testing to offer a pump that has a long, trouble free service life.

The pump incorporates all the great features and benefits you expect with Flojet products – and now it's fitted with Kalrez®.

The uniquely designed shuttle valve and check valves, together with its high performance capabilities have created the ultimate in compact air operated double diaphragm pump technology. The Model G57C Pump can supply up to 5 GPM (18.9 l/min.).

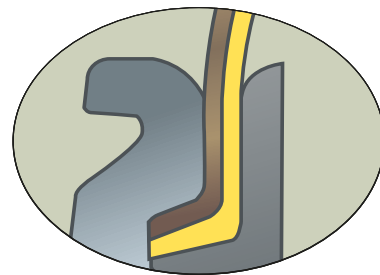
The high air inlet pressure capability makes it the ultimate pump that delivers fluid at the needed flow and pressure.

The Model G57C is "The Ultimate" in compact air operated double diaphragm pump technology.

Pump Features

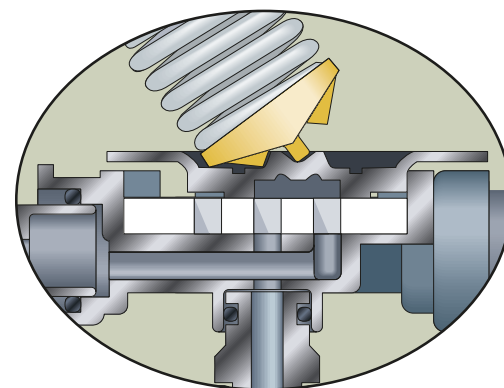
- Exclusively From Flojet
- Flojet G57C Series is Designed for Ultimate Performance and Reliability
- Chemical Resistant Kalrez® Diaphragms

Capable of passing 1/8" (3.2mm) diameter solids easily with large **Clog Free Polypro.** check valves.



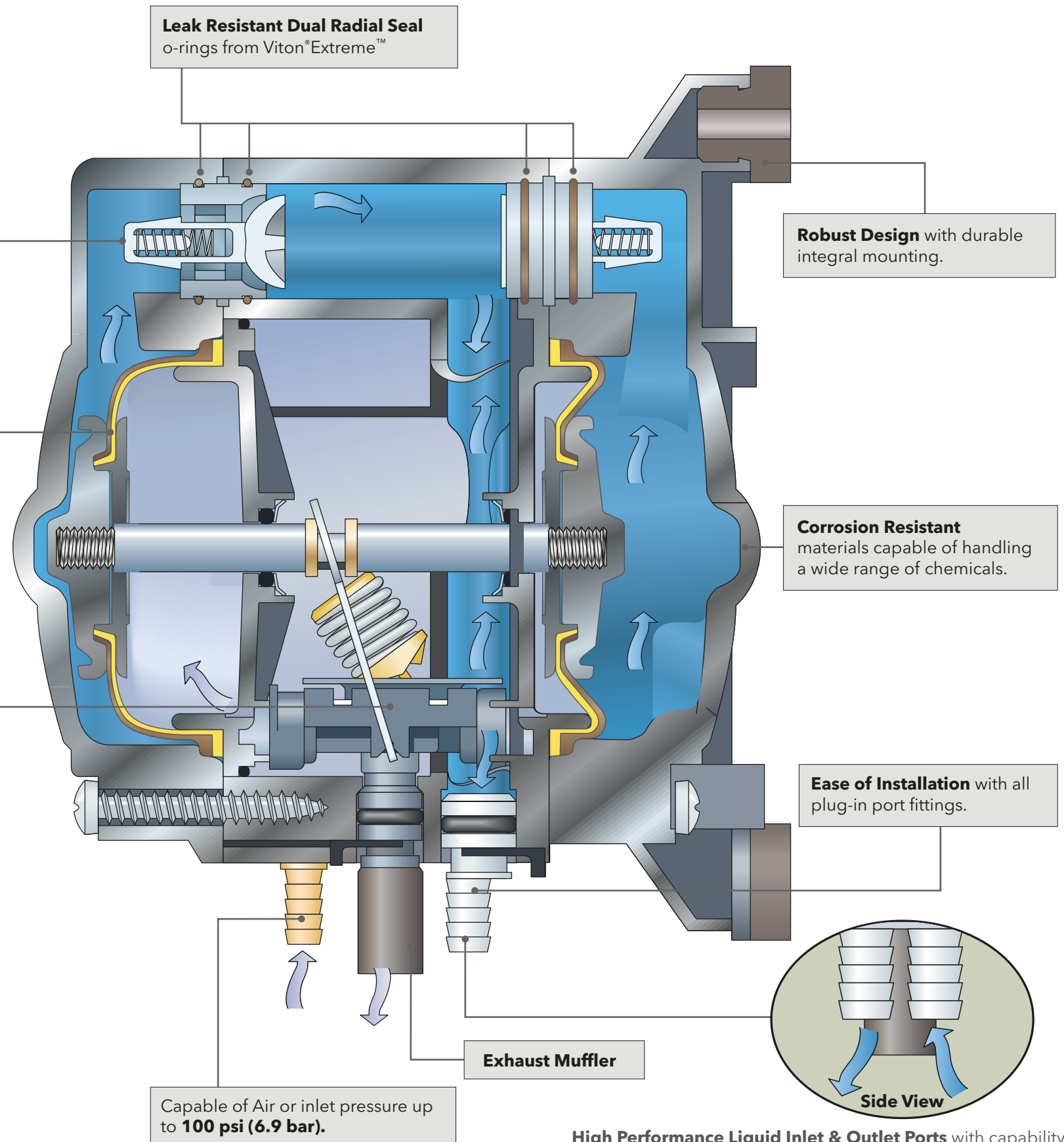
- Composite Design, Kalrez® Diaphragm**
- Santoprene® Diaphragm Back Up** for extended service life

Unique Shuttle Valve* eliminates stalling when used with dry air.



The unique Shuttle Valve creates the ultimate **One of A Kind** performance & reliability. It combines a long life ceramic slide valve with a unique spring design that is stall resistant.

*Patent Pending



High Performance Liquid Inlet & Outlet Ports with capability of supplying flow rate to 5 GPM (18.9 l/min.).